

TECHNICAL SHEET

TAURO 12 - 18

Bench spiral mixers with fixed bowl



Models:

- TAURO 12
- TAURO 18



General technical characteristics:

- Stainless steel bowl, spiral, shaft and grid;
- Kinematic motion on pre-lubricated ball bearing;
- Well rounded bottom bowl;
- Transmission with inextensible toothed belts;
- CE and EAC certification.

Optional accessories:

- Special tension;
- Drain bowl cap;
- Stainless steel version.

Warranty:

- One year, ⊗

⊗ warranty conditions

Sigma machines are covered by warranty against material or manufacturing defects for 12 months since the invoice date and subject to the conditions here under mentioned:

The warranty consists only in the ex works replacement of the faulty parts, except the electrical parts and motors. The purchaser will be reimbursed neither for the damage coming from the production stop nor for the labor coming from the installation of the new parts. Warranty is not valid in the following cases: the purchaser does not respect the payment terms; the damages are caused by overcharge, unskilfulness, abnormal use, poor maintenance, not authorized modifications, when irregular or lack of electric majeure. Manufacturing defects should be communicated to Sigma company to the e-mail address: sigmasrl.info@legalmail.it as soon as they appear.



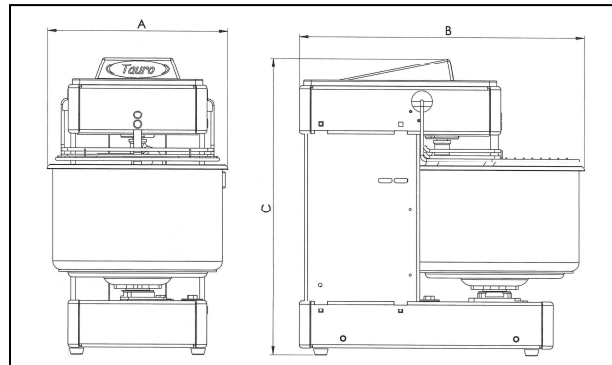
via Artigianato 85,
25030 Torbole Casaglia (BS) Italy

Tel 030 265 04 88 - Fax 030 265 01 43

www.sigmasrl.info

Email: info@sigmasrl.info

Dimensions



MODEL	A	B	C	Power [kW]	Bowl [liter]	Φ Bowl x H [mm]	Max flour [kg]
TAURO 12	343mm (13")	540mm (21")	570mm (22")	0.55	16	Φ320x210 (Φ13"x8")	7.5 (16lb)
TAURO 18	380mm (15")	585mm (23")	570mm (22")	0.55	21	Φ320x210 (Φ14"x8")	11.0 (24lb)

Shipping information

Voltage: 230-400V/1-3/50Hz
(*Optional:* special voltages)

Transmission belts and chain.

Protections: safety grid.

Control panel: set the timer and press the START button. To stop the machine wait that the timer ends its strokes, or press the STOP button.

Speeds: Bowl 13-15rpm; Spiral: 90-110 rpm (1st speed), 180-220rpm (2nd speed).

Model	Net weight	Gross weight	
		Pallet	Cage
TAURO 12	45kg (99lb)	55kg (121lb)	95kg (209lb)
TAURO 18	46kg (101lb)	56kg (123lb)	96kg (211lb)

Information on the packaging

MODEL	Box on pallet		Cage/Crate	
	Dimensions [mm]	Volume [m ³]	Dimensions [mm]	Volume [m ³]
TAURO 12	630x400x760 (25"x16"x30")	0.19 (6.71ft ³)	700x530x780 (27"x21"x45")	0.29 (165ft ³)
TAURO 18	630x400x760 (25"x16"x30")	0.19 (6.71ft ³)	700x530x780 (27"x21"x45")	0.29 (165ft ³)

TECHNICAL SHEET

TAURO 22 – 25 – 30

Bench spiral mixers with fixed bowl



Models:

- TAURO 22
- TAURO 22 (2 speeds)
- TAURO 25
- TAURO 25 (2 speeds)
- TAURO 25 PLUS
- TAURO 30
- TAURO 30 (2 speeds)



General technical characteristics:

- Stainless steel bowl, spiral, shaft and grid;
- Kinematic motion on pre-lubricated ball bearing;
- Well rounded bottom bowl;
- Frontal control panel with watertight seals;
- Transmission with inextensible toothed belts;
- CE and EAC certification.

Optional accessories:

- Special tension;
- Drain bowl cap;
- Stainless steel version.

Warranty:

- One year, ☒

☒ warranty conditions

Sigma machines are covered by warranty against material or manufacturing defects for 12 months since the invoice date and subject to the conditions here under mentioned:

The warranty consists only in the ex works replacement of the faulty parts, except the electrical parts and motors. The purchaser will be reimbursed neither for the damage coming from the production stop nor for the labor coming from the installation of the new parts. Warranty is not valid in the following cases: the purchaser does not respect the payment terms; the damages are caused by overcharge, unskilfulness, abnormal use, poor maintenance, not authorized modifications, when irregular or lack of electric majeure. Manufacturing defects should be communicated to Sigma company to the e-mail address: sigmasrl.info@legalmail.it as soon as they appear.



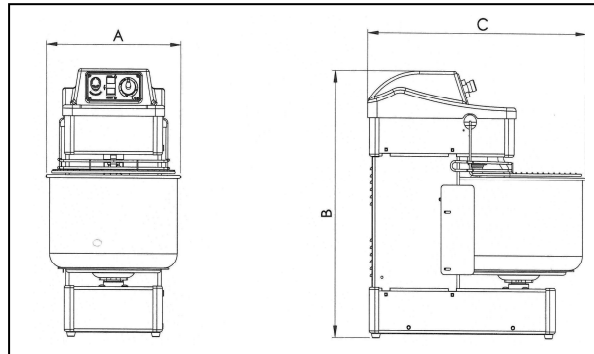
via Artigianato 85,
25030 Torbole Casaglia (BS) Italy

Tel 030 265 04 88 - Fax 030 265 01 43

www.sigmasrl.info

Email: info@sigmasrl.info

Dimensions



MODEL	A	B	C	Power [kW]	Bowl [liter]	Φ Bowl x H [mm]	Max flour [kg]
TAURO 22	400mm (16")	800mm (31")	700mm (27")	0.75	29	Φ400x230 (Φ16"x9")	12.5 (27lb)
TAURO 22 (2 speed)	400mm (16")	800mm (31")	700mm (27")	0.8/1.1	29	Φ400x230 (Φ16"x9")	12.5 (27lb)
TAURO 25	400mm (16")	800mm (31")	720mm (28")	0.75	32	Φ400x260 (Φ16"x10")	16.0 (35lb)
TAURO 25 (2 speeds)	400mm (16")	800mm (31")	720mm (28")	0.8/1.1	32	Φ400x260 (Φ16"x10")	16.0 (35lb)
TAURO 25 PLUS	400mm (16")	800mm (31")	720mm (28")	1.2/1.55	32	Φ400x260 (Φ16"x10")	16.0 (35lb)
TAURO 30	400mm (16")	800mm (31")	750mm (29")	0.75	41	Φ450x260 (Φ18"x10")	18.5 (40lb)
TAURO 30 (2 speeds)	400mm (16")	800mm (31")	750mm (29")	0.8/1.1	41	Φ450x260 (Φ18"x10")	18.5 (40lb)

Voltage:

TAURO 22-25-30: 230-400V/1-3/50Hz
For all other 400V/3/50Hz (**Optional:** special voltages)

Transmission belts and chain.

Protections: emergency button and safety grid.

Control panel: set the timer and press the START button. To stop the machine wait that the timer ends its strokes, or press the STOP button.

Speeds: Bowl 13-15rpm; Spiral: 90-110 rpm (1st speed), 180-220rpm (2nd speed).

Shipping information

Model	Net weight	Gross weight	
		Pallet	Cage
TAURO 22	67kg (147lb)	77kg (169lb)	117kg (257lb)
TAURO 25	72kg (158lb)	92kg (202lb)	122kg (268lb)
TAURO 25 PLUS	125kg (275lb)	135kg (297lb)	175kg (385lb)
TAURO 30	75kg (165lb)	95kg (209lb)	125kg (275lb)

Information on the packaging

MODEL	Box on pallet		Cage/Crate	
	Dimensions [mm]	Volume [m ³]	Dimensions [mm]	Volume [m ³]
TAURO 22	830x570x960 (33"x22"x38")	0.45 (16ft ³)	890x650x1040 (35"x25"x41")	0.60 (21.2ft ³)
TAURO 25	830x570x960 (33"x22"x38")	0.45 (16ft ³)	890x650x1040 (35"x25"x41")	0.60 (21.2ft ³)
TAURO 30	830x570x960 (33"x22"x38")	0.45 (16ft ³)	890x650x1040 (35"x25"x41")	0.60 (21.2ft ³)

TECHNICAL SHEET

TAURO 35 – 40

Bench spiral mixers with fixed bowl



Models:

- TAURO 35
- TAURO 35 (2 speeds)
- TAURO 35 PLUS
- TAURO 35 AUTOMATIC
- TAURO 40
- TAURO 40 (2 speeds)
- TAURO 40 AUTOMATIC



General technical characteristics:

- Stainless steel bowl, spiral, shaft and grid;
- Kinematic motion on pre-lubricated ball bearing;
- Well rounded bottom bowl;
- Frontal control panel with watertight seals;
- Transmission with inextensible toothed belts;
- CE and EAC certification.

Optional accessories:

- Special tension;
- Drain bowl cap;
- Stainless steel version.

Warranty:

- One year, ⊗

⊗ warranty conditions

Sigma machines are covered by warranty against material or manufacturing defects for 12 months since the invoice date and subject to the conditions here under mentioned:

The warranty consists only in the ex works replacement of the faulty parts, except the electrical parts and motors. The purchaser will be reimbursed neither for the damage coming from the production stop nor for the labor coming from the installation of the new parts. Warranty is not valid in the following cases: the purchaser does not respect the payment terms; the damages are caused by overcharge, unskilfulness, abnormal use, poor maintenance, not authorized modifications, when irregular or lack of electric majeure. Manufacturing defects should be communicated to Sigma company to the e-mail address: sigmasrl.info@legalmail.it as soon as they appear.



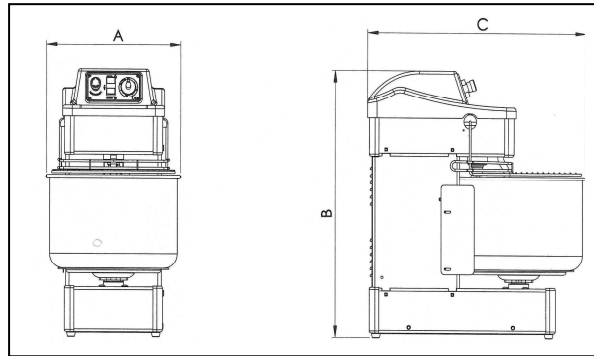
via Artigianato 85,
25030 Torbole Casaglia (BS) Italy

Tel 030 265 04 88 - Fax 030 265 01 43

www.sigmasrl.info

Email: info@sigmasrl.info

Dimensions



MODEL	A	B	C	Power [kW]	Bowl [liter]	Φ Bowl x H [mm]	Max flour [kg]
TAURO 35	490mm (19")	830mm (33")	750mm (29")	0.1	48	Φ450x300 (Φ18"x12")	22.0 (48lb)
TAURO 35 (2 speeds)	490mm (19")	830mm (33")	750mm (29")	1.2/1.55	48	Φ450x300 (Φ18"x12")	22.0 (48lb)
TAURO 35 PLUS	490mm (19")	830mm (33")	750mm (29")	1.2/1.55	48	Φ450x300 (Φ18"x12")	22.0 (48lb)
TAURO 35 AUTOMATIC	490mm (19")	910mm (36")	750mm (29")	1.2/1.55	48	Φ450x300 (Φ18"x12")	22.0 (48lb)
TAURO 40	490mm (19")	830mm (33")	780mm (31")	0.1	60	Φ500x300 (Φ20"x12")	25.0 (55lb)
TAURO 40 (2 speeds)	490mm (19")	830mm (33")	780mm (31")	1.2/1.55	60	Φ500x300 (Φ20"x12")	25.0 (55lb)
TAURO 40 AUTOMATIC	530mm (21")	910mm (36")	780mm (31")	1.2/1.55	60	Φ500x300 (Φ20"x12")	25.0 (55lb)

Voltage:

TAURO 22-25-30: 230-400V/1-3/50Hz
For all other 400V/3/50Hz (**Optional:** special voltages)

Transmission belts and chain.

Protections: emergency button and safety grid.

Control panel: set the timer and press the START button (for TAURO AUTOMATIC is imposed on the speed and the time on the front panel). To stop the machine wait that the timer ends its strokes, or press the STOP button.

Speeds: Bowl 13-15rpm; Spiral: 90-110 rpm (1st speed), 180-220rpm (2nd speed).

Shipping information

Model	Net weight	Gross weight	
		Pallet	Cage
TAURO 35	92kg (202lb)	102kg (224lb)	142kg (313lb)
TAURO 35 PLUS	130kg (286lb)	140kg (308lb)	180kg (396lb)
TAURO 35 AUTOMATIC	100kg (220lb)	110kg (242lb)	150kg (330lb)
TAURO 40	96kg (211lb)	106kg (233lb)	146kg (321lb)
TAURO 40 AUTOMATIC	102kg (224lb)	112kg (246lb)	152kg (335lb)

Information on the packaging

MODEL	Box on pallet		Cage/Crate	
	Dimensions [mm]	Volume [m ³]	Dimensions [mm]	Volume [m ³]
TAURO 35	830x570x960 (33"x22"x38")	0.45 (16ft ³)	890x650x1040 (35"x25"x41")	0.60 (21.2ft ³)
TAURO 40	830x570x960 (33"x22"x38")	0.45 (16ft ³)	890x650x1040 (35"x25"x41")	0.60 (21.2ft ³)